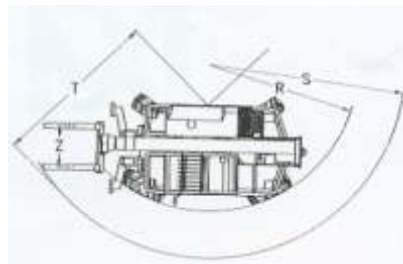
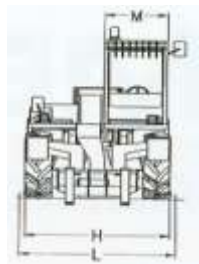
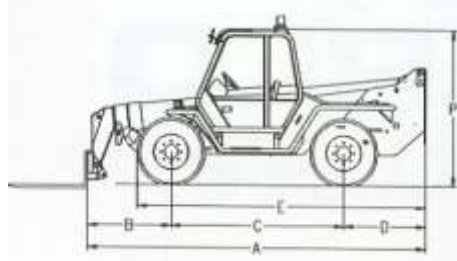
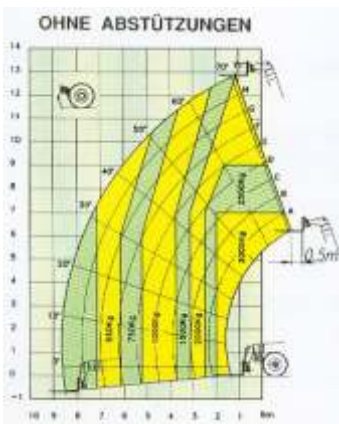
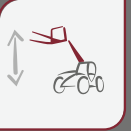


Merlo P30.13 EVS



2,44 m
(P)



5,41 m
(A)



2,44 m
(L)



13,00 m



3000 kg



8700 kg



24 km/h



42 %



4x4x4



KLEID 
GERÜSTBAU GmbH

Bahnhofstraße 51
55481 Kirchberg
Tel.: 0 67 63 / 36 00
info@kleid-geruestbau.de

www.kleid-geruestbau.de